

Mono Rapid Test Device Whole Blood/Serum/Plasma

PDF processed with CritePDF evaluation edition www.CritePDF.com

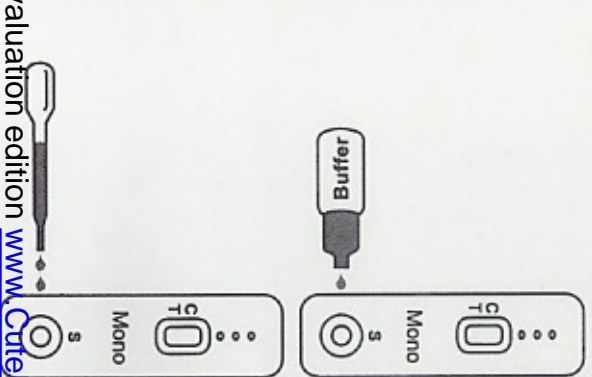
Procedure

Read Procedure before running test. Refer to Package Insert for details.

Place Test Device on a clean, dry, level surface.

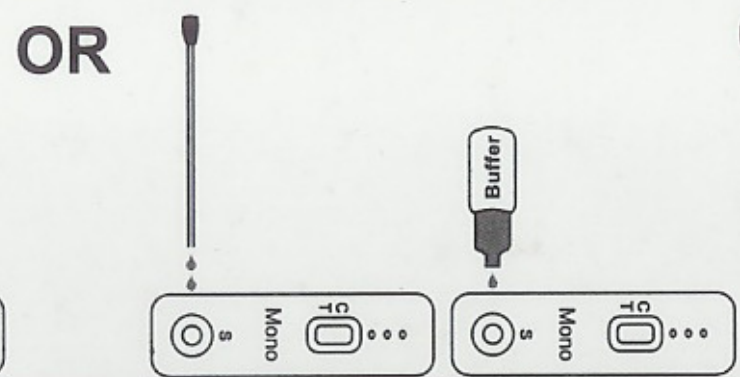
Venipuncture Whole Blood

Add 2 Drops of Blood (about 50 μ L), then 1 Drop of Buffer to the Sample Well.



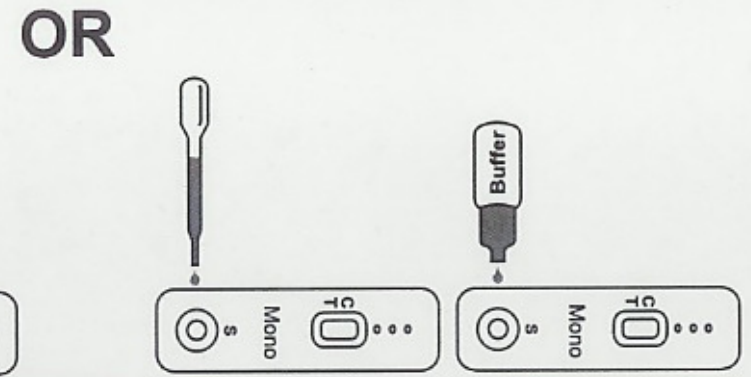
Fingerstick Whole Blood

Add 1 Capillary Tube of Blood (about 50 μ L), then 1 Drop of Buffer to the Sample Well.



Serum/Plasma

Add 1 Drop of Serum or Plasma (about 25 μ L), then 1 Drop of Buffer to the Sample Well.



Interpretation of Results



Read result at 5 minutes. Do not move Test Device until ready to read.



Positive

Any shade of red in the test line region (T) should be considered positive.



Negative



Invalid