

Mono Rapid Test Strip Whole Blood/Serum/Plasma

PDF processed with CutePDF evaluation edition on www.CutePDF.com

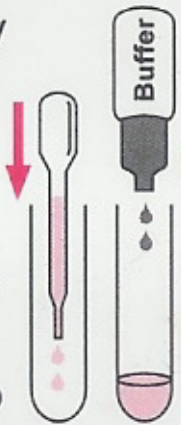
Procedure

Read Procedure before running test. Refer to Package Insert for details.

CAUTION: WHEN ADDING SAMPLE, AVOID GETTING SAMPLE ON THE SIDES OF TUBE.

Venipuncture Whole Blood

- **Insert Dropper** nearly to **BOTTOM** of Sample Tube and add 2 Drops of Blood to **Bottom** of Tube
- Add 2 Drops of Buffer to **Bottom** of Tube
- Tap Bottom of Tube to Mix



OR

Fingerstick Whole Blood


- **Insert Capillary Tube** nearly to **BOTTOM** of Sample Tube and add 1 Capillary Tube of Blood to **Bottom** of Tube
- Add 2 Drops of Buffer to **Bottom** of Tube
- Tap Bottom of Tube to Mix



OR

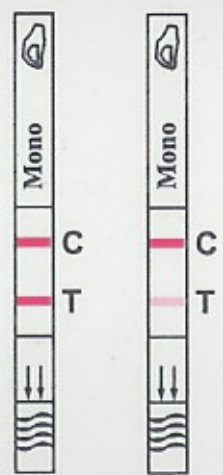
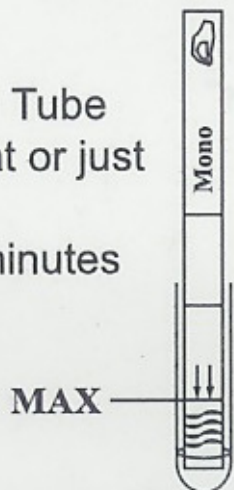
Serum/Plasma

- **Insert Dropper** nearly to **BOTTOM** of Sample Tube and add 1 Drop of Serum or Plasma to **Bottom** of Tube
- Add 2 Drops of Buffer to **Bottom** of Tube
- Tap Bottom of Tube to Mix



Interpretation of Results

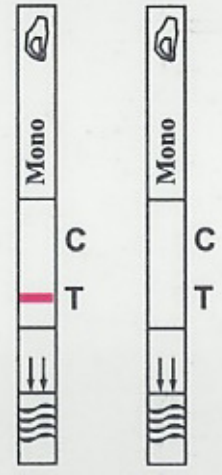
- Place Test Strip in Tube
- Liquid should be at or just below MAX line
- Read result at 5 minutes



Positive



Negative



Invalid

Any shade of red in the test line region (T) should be considered positive.